



FILTER TECHNOLOGY

SEGRE F31000

FULLY ADJUSTABLE FFP3 RESPIRATOR

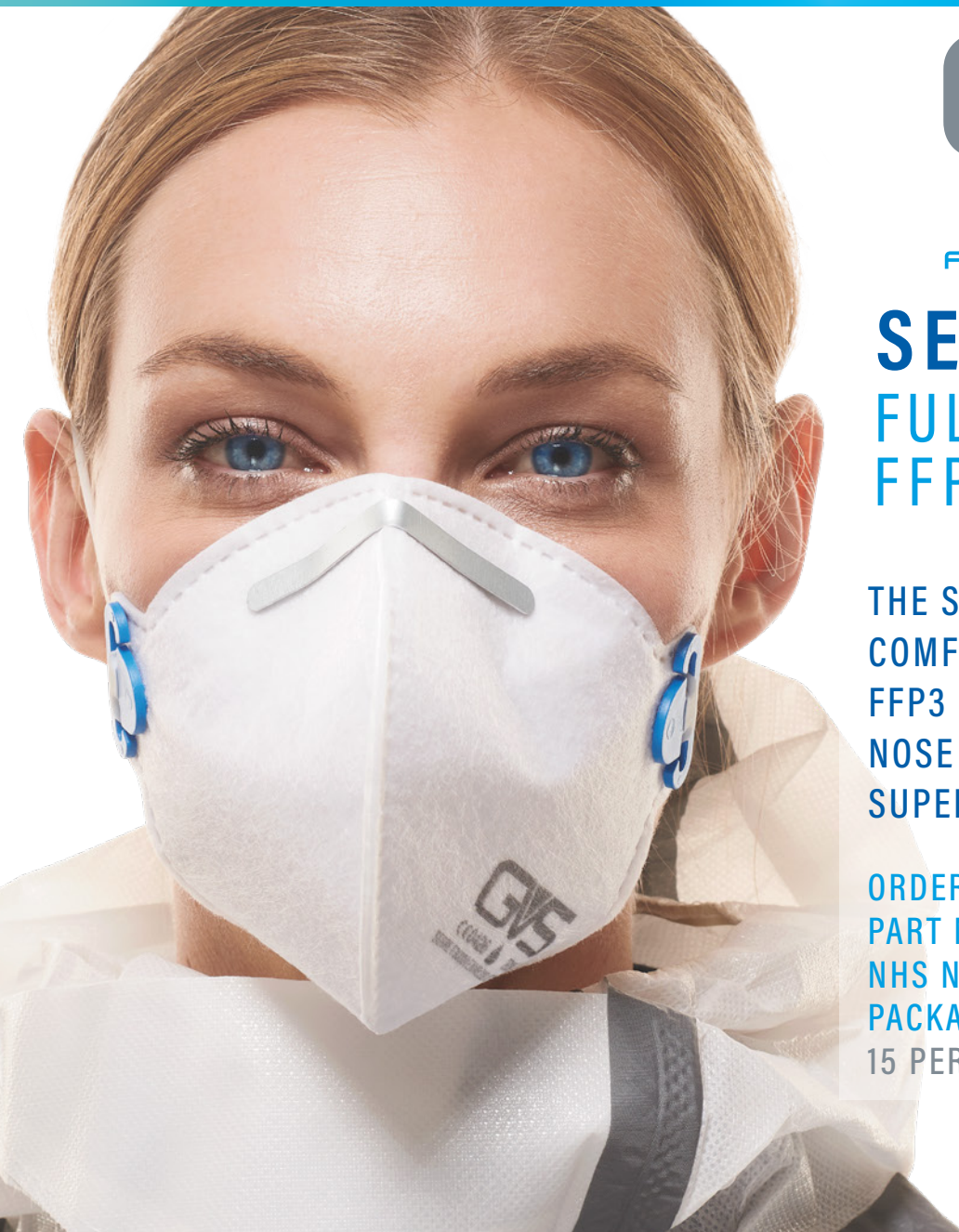
THE SEGRE F31000 IS A COMFORTABLE AND DURABLE FFP3 MASK, WITH ADJUSTABLE NOSE CLIP AND STRAPS FOR A SUPERIOR FIT.

ORDERING INFORMATION:

PART NUMBER: F31000

NHS NPC: BWG101

PACKAGING: INDIVIDUALLY WRAPPED
15 PER BOX, 10 BOXES PER CASE



PROTECTS

FILTRATION FOR PARTICULATES > 99%

BACTERIAL FILTRATION EFFICIENCY
(BFE) > 99,9%

FLUID RESISTANT



WWW.GVS.COM



FILTER TECHNOLOGY

SEGRE F31000

FULLY ADJUSTABLE FFP3 RESPIRATOR

GVS FFP3 CERTIFIED TO EN149:2001 + A1:2009 : FFP3 R D
CONFORMS TO EN 14683:2019, Annex C and ASTM F2100-19

WHAT DOES THIS MEAN?

THERE ARE THREE CLASSES OF FILTERING FACEPIECES - FFP1, FFP2 AND FFP3. THE SEGRE F31000 SITS IN THE HIGHEST CLASSIFICATION FOR A MASK - FFP3. IN ORDER TO ACHIEVE THIS CLASSIFICATION, TESTS ARE PERFORMED ON THE MASK TO MEASURE IT'S FILTERING EFFICIENCY AND THE MAXIMUM LEVEL OF INWARD LEAKAGE. THE MASK IS ALSO SUBJECTED TO BREATHING RESISTANCE AND SKIN COMPATIBILITY TESTS. ALL SEGRE MASKS ARE CE MARKED, AND CONFORM TO PERSONAL PROTECTION EQUIPMENT REGULATION (EU) 2016/425 (2018).

FEATURES AND BENEFITS OF F31000

- ◆ FILTER EFFICIENCY EXCEEDS 99% & BFE 99,9%
- ◆ FOLDFLAT DESIGN - SLEAK AND COMFORTABLE
- ◆ ADJUSTABLE STRAP - UNRIVALLED ADJUSTABILITY
- ◆ PADDED NOSE SUPPORT FOR INCREASED COMFORT
- ◆ ALUMINUM NOSE PIECE (MRI SAFE)
- ◆ UNVALVED - PROTECTS YOU AND THOSE AROUND YOU
- ◆ INDIVIDUALLY WRAPPED TO AVOID CROSS CONTAMINATION
- ◆ FLUID RESISTANT
- ◆ LATEX FREE
- ◆ MECHANICAL PTFE MEMBRANE FILTER
- ◆ ELECTROSTATIC PRE-FILTER

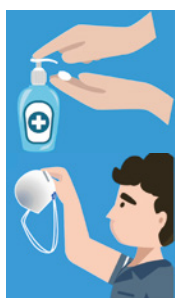
WWW.GVS.COM




FILTER TECHNOLOGY

SEGRE F31000 FULLY ADJUSTABLE FFP3 RESPIRATOR

IMPORTANT INFORMATION




Sanitise your hands before handling a mask



Always check the mask for defects before donning




Ensure you are clean shaven when wearing a mask



Adjust the straps evenly by twisting the elastic around the clips on both sides



Press the metal clip smoothly across the bridge of the nose to achieve a good fit, and to remove possible leaks



Pressure check the seal by pressing the mask to your face, and exhaling - air should not escape anywhere around the mask



When doffing the mask, only use the straps and don't touch the body of the mask

VISIT WWW.GVS.COM/MAG/ENG FOR MORE INFORMATION

WWW.GVS.COM