

HUGO

by Slamp Creative Department

PRODUCT / PRODOTTO	DIMENSIONS / MISURE	COLOUR/COLORE	CODE / CODICE
SUSPENSION LED: 25W - 100-240Vac/24Vdc 3.500 lumen - 3000 Kelvin (4000 Kelvin upon request) Dimmable with: PWM, 0-10 Made of: Lentiflex® Weight: net Kg 1,35 - gross Kg 2,20 Package: 114 x 16 x h. 16 cm CB REPORT AVAILABLE		<input type="checkbox"/> PRISMA	HUG89SOS3000LE000
		<input type="checkbox"/> WHITE	HUG89SOS3000WT000
ADDITIONAL DIMMING SYSTEM DALI, BLUETOOTH, CASAMBI, TRIAC, UPON REQUEST			
SUSPENSION VERTICAL LED: 25W - 100-240Vac/24Vdc 3.500 lumen - 3000 Kelvin (4000 Kelvin upon request) Dimmable with: PWM, 0-10 Made of: Lentiflex® Weight: net Kg 1,35 - gross Kg 2,20 Package: 114 x 16 x h. 16 cm		<input type="checkbox"/> PRISMA	HUG89SOS00V0LE000
		<input type="checkbox"/> WHITE	HUG89SOS00V0WT000
ADDITIONAL DIMMING SYSTEM DALI, BLUETOOTH, CASAMBI, TRIAC, UPON REQUEST			

HUGO FLOOR

by Slamp Creative Department

PRODUCT / PRODOTTO	DIMENSIONS / MISURE	COLOUR/COLORE	CODE / CODICE
FLOOR LED: 40W -100~240Vac/24Vdc 7.000 lumen - 3000 Kelvin - Dimmable Made of: Lentiflex® - Stainless steel With: Integrated Dimmer Weight: net Kg 6,2 - gross Kg 8,4 Package: A 114 x 16 x h. 16 cm - Kg 2,10 B 114 x 16 x h. 16 cm - Kg 2,65 C 47 x 47 x h. 7 cm - Kg 3,65		<input type="checkbox"/> PRISMA	HUG89PFO0000LE000

CANOPY DETAILS



HUGO - HUGO VERTICAL

Ø 14 cm x h. 4,5 cm (Ø 5-1/2" x h. 1-3/4")

6m. cable kit must be ordered with lamp purchase
 Kit Cavi da 6m da richiedere tassativamente in fase di ordine

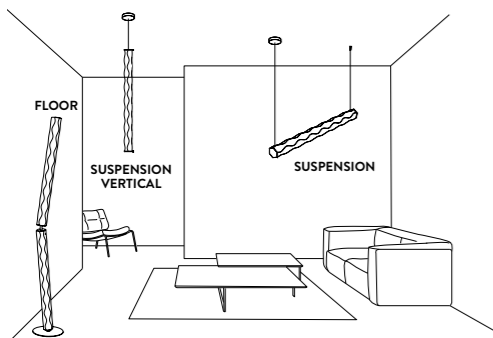
CERTIFICATION

CE IP 20

ENERGY CLASS: A / A+ / A++

ENERGY LABEL AVAILABLE ON SLAMP'S WEBSITE

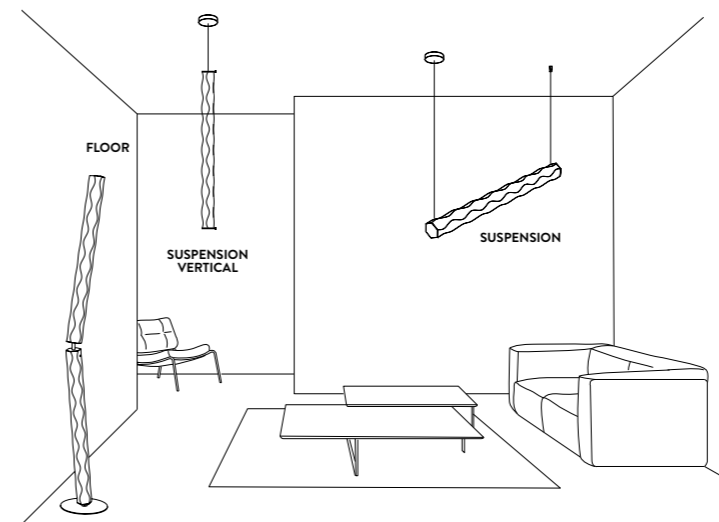
HUGO ENTIRE COLLECTION



FINISHES



HUGO ENTIRE COLLECTION



CERTIFICATION

CE IP 20

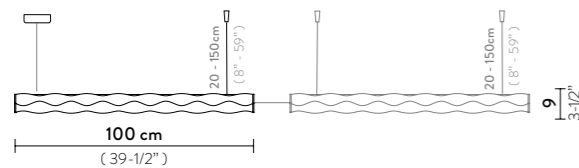
ENERGY CLASS: A / A+ / A++

ENERGY LABEL AVAILABLE ON SLAMP'S WEBSITE

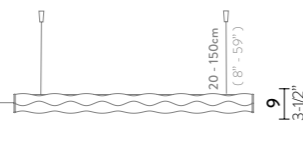
FINISHES



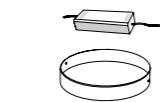
HUGO ARCHITECTURAL SYSTEM by Slamp Creative Dep.



1 X HUGO MAIN
electrified module
CE IP 20



HUGO SIDE
up to 6 pieces
CE IP 20



1 X CEILING ROSE
AND POWER SUPPLY
(variable sizes)



CONNECTION CABLES
30 cm (11-3/4")
up to 6 pieces

PRODUCT / PRODOTTO	DIMENSIONS / MISURE	COLOUR / COLORE	CODE / CODICE
ARCHITECTURAL SYSTEM 2 LED: 40W - 100-240Vac/24Vdc 7.000 lumen - 3000 Kelvin (4000 Kelvin upon request) Dimmable with: PWM, 0-10 Made of: Lentiflex® Weight: net Kg 2,6 - gross Kg 4,4 Package: A 114 x 16 x h 16 cm (X2) B 29 x 27 x h 6,5 cm		<input type="checkbox"/> PRISMA <input type="checkbox"/> WHITE	HUG89SINF002LE000 HUG89SINF002WT000
ARCHITECTURAL SYSTEM 3 LED: 60W - 100-240Vac/24Vdc 10.500 lumen - 3000 Kelvin (4000 Kelvin upon request) Dim. with: PWM, 0-10 or Potentiometer Made of: Lentiflex® Weight: net Kg 4,4 - gross Kg 6,8 Package: A 114 x 16 x h 16 cm (X3) B 29 x 27 x h 6,5 cm		<input type="checkbox"/> PRISMA <input type="checkbox"/> WHITE	HUG89SINF003LE000 HUG89SINF003WT000
ARCHITECTURAL SYSTEM 4 LED: 80W - 100-240Vac/24Vdc 14.000 lumen - 3000 Kelvin (4000 Kelvin upon request) Dim. with: PWM, 0-10 or Potentiometer Made of: Lentiflex® Weight: net Kg 5,8 - gross Kg 9 Package: A 114 x 16 x h 16 cm (X4) B 29 x 27 x h 6,5 cm		<input type="checkbox"/> PRISMA <input type="checkbox"/> WHITE	HUG89SINF004LE000 HUG89SINF004WT000
ARCHITECTURAL SYSTEM 5 LED: 100W - 100-240Vac/24Vdc 17.500 lumen - 3000 Kelvin (4000 Kelvin upon request) Dim. with: PWM, 0-10 or Potentiometer Made of: Lentiflex® Weight: net Kg 6,8 - gross Kg 10,7 Package: A 114 x 16 x h 16 cm (X5) B 29 x 27 x h 6,5 cm		<input type="checkbox"/> PRISMA <input type="checkbox"/> WHITE	HUG89SINF005LE000 HUG89SINF005WT000

PRODUCT / PRODOTTO	DIMENSIONS / MISURE	COLOUR / COLORE	CODE / CODICE
ARCHITECTURAL SYSTEM 6 LED: 120W - 100-240Vac/24Vdc 21.000 lumen - 3000 Kelvin (4000 Kelvin upon request) Dim. with: PWM, 1-10 or Potentiometer Made of: Lentiflex® Weight: net Kg 8,3 - gross Kg 12,9 Package: A 114 x 16 x h 16 cm (X6) B 29 x 27 x h 6,5 cm		<input type="checkbox"/> PRISMA <input type="checkbox"/> WHITE	HUG89SINF006LE000 HUG89SINF006WT000
ARCHITECTURAL SYSTEM 7 LED: 140W - 100-240Vac/24Vdc 24.500 lumen - 3000 Kelvin (4000 Kelvin upon request) Dim. with: PWM, 1-10 or Potentiometer Made of: Lentiflex® Weight: net Kg 9,3 - gross Kg 14,6 Package: A 114 x 16 x h 16 cm (X7) B 29 x 27 x h 6,5 cm		<input type="checkbox"/> PRISMA <input type="checkbox"/> WHITE	HUG89SINF007LE000 HUG89SINF007WT000
ADDITIONAL MAGNETIC ALIGNMENT ROD With: Magnetic System® Made of: Transparent Metacrylate Weight: 0,1 kg		<input type="checkbox"/> TRANSPARENT	ACC00ALL0000T_HUG

CANOPY DETAILS



HUGO ARCHITECTURAL

- 7-6-5-4: Ø 25,5 cm x h. 5 cm (Ø10" x h. 2")
- 3: Ø 19 cm x h. 5 cm (Ø 7-1/2" x h. 2")
- 2: Ø 16 cm x h. 3,5 cm (Ø 6-1/4" x h. 1-1/2")

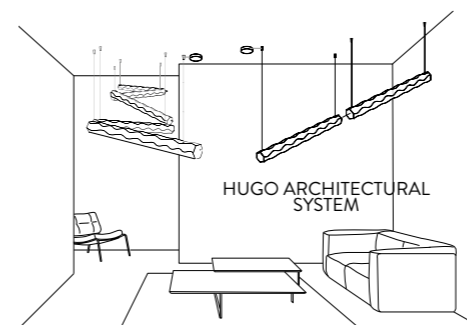
6m. cable kit must be ordered with lamp purchase
Kit Cavi da 6m da richiedere tassativamente in fase di ordine

CERTIFICATION

CE IP 20

ENERGY CLASS: A / A+ / A++
ENERGY LABEL AVAILABLE ON SLAMP'S WEBSITE

HUGO ARCHITECTURAL SYSTEM COLLECTION



FINISHES

